

New EtchMaster® hardwood doors, with designs to match!



EtchMaster® 3/4 Light Mahogany Door with positive etched glass adds beauty while allowing a clear view.

Have you ever looked for a dynamite display for your art glass work, especially your door panels?

If you have, you know

it is almost impossible to find a finished hardwood door with no glass installed! And when the glass is already installed, just try getting it out so you can install your own glass. With the stops glued and stapled in, you'll never get them out without damaging the molding or the door itself. What a hassle!

Then look at the cost. Wow! Can you really afford to buy a display door for \$1,500 to \$2000 or more? And that is what you would pay for a door for your own home, too.

Well, now you've found it. A source for beautifully finished hardwood doors, at a reasonable price, and no glass is installed! In fact, the molding comes already pre-finished and you can easily install

your own glass.

New from EtchMaster® - a full line of mahogany hardwood doors for your etched, carved or stained glass panels! There are six different sizes and shapes of openings available, in your choice of 5 different professionally applied factory finishes (or unfinished). Use these in your own home or business, or as



EtchMaster® Arched Top Mahogany Door with reverse etched design allows light to shine through and provides more privacy.

a freestanding display for your glass art. You have the choice of a 2/3 light, 3/4 light, or full light rectangular opening for glass as well as an arched top opening and two sizes of ovals.

These doors are all available as a direct order from the website (www.EtchMaster.com/doors), or request our separate full color door brochure. In

fact, we will be offering matching sidelights and complete entryways on the website soon. Our regular prices are very reasonable, but you can save even more if you are a reseller or if you sign up on our website as a Preferred Customer. It is easy to sign up as (*cont. next page*)

In this issue:

- ◆ New Revised Books
- ◆ New Lighted Bases
- ◆ Videos now on DVD
- ◆ Interactive Digital Catalog on CD-ROM
- ◆ Pre-cut Stencils
- ◆ Upcoming Seminars
- ◆ Glass Etching Starter Packages
- ... More!

Join our Preferred Customer Program and Save \$\$\$!

EtchMaster®.com offers a free preferred customer program that can save you money. Preferred Customers receive emails every week or two with special offers and information. PC's even qualify for special low pricing not available to others. Don't miss this terrific opportunity! It is easy to sign up - just go to any page in the Etchmaster site, click on "My Account" (or a login screen), click "Open new account" and fill in the information.

Preferred customers are now getting at least 10% off all glass, lighted bases and doors! Don't miss this program - sign up now!

EVERYTHING YOU NEED TO

Succeed . . .
www.EtchMaster.com

Hardwood Doors cont.

a PC directly on the website, and you could save up to \$100 or more! Contact us directly if you are a reseller.

When you order, after only a few weeks production time these doors will be shipped direct from the factory to

you. This will save the cost of double shipping (first to us and then to you).

Your glasswork will never look better than in one of our professional quality doors!

Etching designs for doors, too!

So, what if you do glass etching but don't have any patterns for etched doors? Well, we can help

there, too. We have a large number of door designs available as full sized pre-cut stencils with rectangular glass and arched-top glass. We will have designs available soon for the oval doors, too. Plus, our stencil department can easily create pre-cut stencils from your own designs. Just visit www.EtchMaster.com/stencils for full information.



Illuminated display frames for etched and carved glass

EtchMaster® is now offering professional quality extruded metal frames, complete with hidden edge lighting, to display your etched and carved glass. These are very heavy duty frames, of the highest quality. These frames are excellent for installation in hotels, restaurants, public buildings and professional office buildings (as well as high end residences) for signage, glass artwork or etched donor walls.

Each frame comes as a complete package for mounting and finishing. This includes a piece of 1/2" thick, crystal clear glass with brilliant

edge polishing, a 12 volt transformer to power the tiny hidden led lights, and standoffs to mount the glass to the wall. The glass is pre drilled for easy mounting to a wall with the standoffs, and the whole unit can be mounted from 2" to 4" away from the wall. (Most installations mount the glass directly to the wall rather than the frame itself.)

The frames are available in 3 colors, brushed aluminum, brass or black. They are so new, they are not up on the EtchMaster® website yet, so you will need to call for more information.



New *larger* lighted bases add elegance and value to etched and carved glass

In the 30 years Norm and Ruth Dobbins have been etching and carving glass, they have realized that one of the main concerns of glass etchers is finding innovative and beautiful ways of displaying their etched glass for sale to the public. Two years ago their EtchMaster® line of glass etching products introduced wood bases with hidden edge lighting. These proved to be very successful since they provided such a beautiful display.

The bases have been available from 4" wide to 10" wide, in a black lacquered or rosewood lacquered finish, for glass of 1/4", 3/8", and 1/2" thickness. The lights, bright led bulbs spaced 1/2" apart, illuminate the etched or carved designs from inside, making it seem that the

design is floating in mid-air. The lights have a 100,000 hour lifespan,

Now, EtchMaster® has increased the selection of their EdgeLite™ lighted bases. The new bases are 12", 15" and 18" wide, made for half inch thick glass. These bases are wider and heavier, so they will support taller pieces of glass. Where the tallest piece of glass recommended for the smaller bases would be about 12", these new bases can take glass up to 20" or more.

All these bases will accept not only the standard rectangular pieces of glass, but also many of the special shapes of glass blanks offered by EtchMaster®, for truly elegant finished etchings.

As with many of the EtchMaster® products, these bases are available



"Art Deco Flower" by Norm Dobbins. Carved on 1/2" thick glass displayed in large EtchMaster® lighted base.

directly from their website. You will find them under Etching Supplies/ Lighted Bases II. Preferred Customers receive a discount on the bases and on the polished glass blanks for the bases as well.



Etched and carved glass displayed in EtchMaster® lighted bases can be used as delicate yet dramatic signage for just about any occasion.

Etchings glow with life when displayed with light

Like magic our genuine EtchMaster® Lighted Bases are designed to show off your etched and carved glass for the most elegant effect possible! Light is projected into the edge of the glass from below, by a tiny fluorescent tube or LED lights hidden within the extruded metal or wooden fixture.


"STUNNING!" is not too strong a word for how etchings look displayed in these bases! Our wood bases are made for 1/4", 3/8" and 1/2" thick glass in widths from 4" to 18" (12", 15" and 18" bases for

1/2" thick glass only). Your choice of Rosewood or Black Lacquer finishes are available in all sizes while 12", 15" and 18" bases are also available in a Mahogany finish.

Our stand alone metal bases are created out of extruded, anodized black aluminum, and are for 1/2" thick glass only. The only widths available are 13" and 16". With this many sizes and finishes to choose from, you're sure to find one that will be perfect.

Great News about our Glass Etching Books

If you have ever looked for how-to books and/or videos on glass etching, you know they are almost impossible to find. Well, look no farther! We have published just about the only books available on etching, and they are not available in most book stores. Even better, our books and videos were designed to be used together for those who want the fastest way to learn about etching plus lots of patterns to choose from. Here is your reference library for glass etching.




Etched Glass: Techniques and Designs
(#200217) \$39.95
Author's Edition \$49.95

It's finally back! The "flagship" of our book collection, **Etched Glass: Techniques and Designs** by Norm & Ruth Dobbins, is the first and only full color, hard cover book ever printed on abrasive glass etching. "We are very proud of this book" Norm says. After being out of stock for two years, it is now going into its third printing. (It will be available in mid-June.) This is a beautiful coffee table book, featuring 200 color photos of beautiful etched glasswork from glass artists worldwide. Not only is it beautiful to look at, it is the only glass etching book available that features instruction in all 3 abrasive etching techniques.

There is a complete description of the types of glass available to be etched, types of resists and abrasives, abrasive etching equipment, and more. Each etching technique is presented with its own projects and designs.

The book is available in the standard edition or an author's edition. The author's edition is the first 500 books, signed and numbered, with a \$10 coupon for pre-cut etching stencils from the EtchMaster® collection of over 1000 designs. (Over 250 of these are already sold.) In the 2 years since this book has been available, copies have sold for up to \$100 each on internet auction sites like Ebay! It's an investment!

Our original book on surface etching techniques, **Glass Etching I: Surface Techniques & Designs** by Norm Dobbins & Debbie Oxley has now been revised, updated and expanded! This book sold over 20,000 copies in its original version. There is now 30% more information and 14 brand new patterns. It now has updated info on equipment and new types of stencils. (Also on CD!)




Glass Etching I: Surface Techniques and Designs
(#200201) \$23.95

Learn how to surface etch glass with abrasive blasting, what kinds of projects you can make, what

equipment you need and all about safety precautions! Features over 30 full color photos of beautiful etched pieces and a total of 104 patterns for simple to complex etchings, ready for your personal use. You can't find more up-to-date information on surface etching!

The beautiful technique of multi-stage carving is the second of the three major techniques of etching glass. **Glass Etching II: Carving Techniques & Designs** by Norm Dobbins & Debbie Oxley is the most thorough book on the market explaining this technique.



Glass Etching II: Carving Techniques and Designs
(#200201) \$21.95

From this book, you'll learn how to carve glass with abrasive blasting, how to number your design for correct stage blasting of the elements, how to set your equipment up for carving, plus over 50 patterns ready to carve! It also features 30 full color photos of beautiful carved glass pieces.

We are currently selling the last available copies of this edition, so when this edition is gone, its gone! Don't wait - order now!

Learn How to Etch Glass with our Books & Videos!

EtchMaster® goes “Hi-tech” with interactive DVD’s and CD-ROM.

Learn glass etching with instructional videos

Our information packed videos are now available on **DVD** as well as **VHS** tape. Created by Norm Dobbins, all techniques shown can be used in making etched architectural glass, signs or gifts. Each lesson presents a step-by-step approach to learning the technique presented, complete with projects you can do yourself.

These video lessons are a 5½ hour condensation of the information in our 4 day Professional Etching Seminar, so if you can’t make the seminar, the videos are the next best thing. Each VHS tape comes with full sized patterns for each project

presented on the tape, so you can follow along and create the projects in your own studio.

The DVDs come with a bonus CD-ROM with all project patterns in PDF format as well as many other patterns ready to be printed and used! The DVDs also contain additional video footage of Aliento Glass School, innovations in glass etching equipment, a picture gallery of etched glass and intuitive menu options not on the VHS tapes. DVD’s or VHS tapes can be purchased individually or as a set (save \$20 on set of all 4 DVDs or VHS tapes).



Video #1: Surface Etching

- ▶ Etch on mirror, clear & flashed glass
- ▶ Using both pre-cut & photo stencils
- ▶ Positive & reverse etching
- ▶ Choosing sandblast equipment
- ▶ 4 surface etched projects
- ▶ **Price \$49.50** (#100101)



Video #3: Multi-stage Shading

- ▶ Create gray tones on clear glass
- ▶ Create color shades on flashed glass
- ▶ Delicate airbrush style etching
- ▶ 4 surface etched projects
- ▶ **Price \$49.50** (#100103)



Video #2: Multi-stage Carving

- ▶ How to carve on mirror & glass
- ▶ How & where to acquire designs
- ▶ Numbering a design for stage blasting
- ▶ 4 carving projects
- ▶ **Price \$49.50** (#100102)



Video # 4: Design for Glass Etching

- ▶ Where to get designs & how to convert them
- ▶ Special advanced techniques for cool effects
- ▶ Controlled gluechipping techniques
- ▶ Special design presentation by Kathy Bradford
- ▶ 2 projects
- ▶ **Price \$69.50** (#100104)

*The decorative glass industry’s most innovative way to shop for glass etching supplies is here - and it’s **FREE!****

Viewing our full line of glass etching products & supplies has never been easier or more fun! This is the most innovative way to find everything you need for glass etching in the industry. Plus its free! *Just pay \$5.00 to cover shipping & handling.

The digital PDF format provides for a catalog full of interactive features which makes browsing a joy. Movie clips, animations, and full color photos are a treat for the eyes. Clickable links allow the viewer

to jump to various places in the catalog instantly. Links to related EtchMaster® website pages are also thoughtfully placed throughout.

Unlike a website, there is no waiting for downloads and no need for an internet connection. It is also much more printer friendly so printing a single page or the whole catalog is a breeze. The high resolution photographs mean beautiful prints as well - no grainy web pics here! CD-ROM media allows us to update the catalog

frequently as new products become available so make sure you have the most current version!

Also available with 65 Glass Etching Designs in printable PDF format - \$19.95 (this is free with purchase of DVDs mentioned above).



Learn directly from the pros!

Hands on training and intensive seminars in glass etching and related techniques

Learn how to etch glass, carve it, shade it, gold leaf it and even how to color your etched glass! We offer the only sandblast glass etching seminars in the U.S. (if not the world) that teach all three sandblast etching techniques plus special tricks of the trade (like controlled glue chipping, use of unique found resists and use of photo resists), and business information like how to price and market your work.

Our Teaching Philosophy

Our teaching philosophy is to offer seminars with as much information as we think people can reasonably digest at one time, backed up by as much hands-on practice as possible. We teach not only a practical approach to glass etching, but also an approach that students can use to go into a glass etching business and make good money if they

Who are our students?

Our students come from all walks of life. We have had teachers, doctors, electricians, attorneys, business owners, other glass professionals, psychologists, factory workers, nurses, consultants, housewives, software authors, sales clerks, police officers, photographers, postal workers, accountants, construction workers, and just about anyone else you can imagine.

Some are changing careers from a job at a company that has downsized. Some are retired, some looking for a second income, some looking for a business the whole family can participate in. Some are simply looking for a unique hobby. We have taught a VP of a large chemical company with sales of over 1 million dollars, a female auto mechanic, a Japanese artist who spoke almost



son or daughter to go into business together or to help give someone with an artistic interest a way of making a living with their art.

For current schedule, class descriptions and to sign up online click www.etchmaster.com/seminars.



The seminars are organized on the lecture/ demonstration/ participation model. Students first get a description of each technique, with all the details. Then we do a demonstration of the techniques applied to a specific project. Last, each student creates the project that was just demonstrated, because hands-on practice is the best way to really learn!

want. These are the professional techniques that benefit everyone learning etching, even hobbyists who want to do the best work possible. We believe in offering an environment that is conducive to learning, with a large selection of the best equipment available. A big plus is that the classes are so much fun!

no English, a deaf person, a person who owned a large clothing manufacturing company in NYC and many people from other countries. We had a couple take the class together and get engaged during the class, and another spent their honeymoon with us. Sometimes a father or mother will take a seminar with a

Current Seminars:

- Professional Glass Etching
- Advanced Carving
- Shading Techniques
- Airbrushing on Etched Glass
- Goldleafing on Glass
- Photo Resist Techniques
- Photographing Etched Glass
- On-Site Etching
- Architectural Glass Etching
- Etching Photographs on Glass
- Etching on Stone

Important note: Students qualify for additional discounts on selected products! Call for details.



Let **EtchMaster**[®]

get you started in **Glass Etching!**

Whether you're just beginning or a seasoned pro, our EtchMaster[®] Starter Packages are the perfect way to get started etching glass within minutes of setting up your equipment! These well planned packages contain all materials needed to start doing significant finished pieces, at a price you can afford.

Awards & Gifts Etching Starter Package

Everything You Need to Etch Glass Awards & Gifts

Your Choice of 2 - 10 Sheet Boxes from the 6 Different Photo Resist Films Listed Below

ImagePro Super / ImagePro Red – 10 Sheets (IPS 301007 or IPR 301004)

(includes one qt of Photo Resist Application Adhesive (301013))

UltraPro 3mil – 10 Sheets (Self Adhesive) (301000)

UltraPro Blue 4mil – 10 Sheets (Self Adhesive) (301036)

RapidMask HD 4mil (50 micron) – 10 Sheets (Self Adhesive) (301020)

Your Choice of one Transparent Film for Artwork

PositiveFX Drafting Film – 20 Sheets (for Laser Printers) (301025)

AccuArt2 Waterproof Inkjet Film – 10 Sheets (for Inkjet Printers) (301062)

Silicone Release Paper (50 Sheets) (301003)

Letralite Exposure Unit (301017)

Trigger Jet Washout Nozzle (301019)

UV Protective Glasses (MISC-S)

Pre-Printed Artwork (MISC-S)

Pre-Imaged Photo Resist Stencils (MISC-S)

10 Pieces of ¼" 4x6 Crystal Clear FE Glass (3700018)

Instructional Handbook – "How to Etch Glass Awards & Gifts" (MISC-S)

Squeegee (301220)


Stencil Knife and Picking Tool (300162)

Roll of High Quality Masking Tape (MISC-S)

Price \$514 Approx Original Cost \$595.00 Approx Savings of \$81.50



only
\$514



Architectural Etching Starter Package

Everything You Need to Start Architectural Etching

1 Year Subscription to our Design System (200219)

Design Books I & II Over 900 Designs (200218 & 200223)

10 Pieces of 8x10 Clear FE Polish Glass (700029)

5 - 8x10 Pre-selected Stock Pre-Cut Stencil from our Design Books

10 Yards of Self Adhesive 6 mil 24" White Vinyl Resist (300159)

10 Yards of Self Adhesive 18 mil 25" Rubber Resist (300116)

1 Squeegee (300220)

1 Picking Tool and Knife Combo (300162)

1 Video #1 – Surface Etching (100101)

How to etch on mirror, clear glass, flashed glass, positive & reverse etching

1 Video on Pre-Cut Stencils (100106)

"How To Use Pre-Cut Stencils To Etch Large Glass"

Apply Large stencils quickly to flat glass in 2 ways. Align stencils perfectly & accurately on glass & Surface etch large pieces of glass in a pass-through blasting cabinet.

Price \$470 Approx. Original Cost \$552.90 Approx. Savings of \$82.90



only
\$470

www.EtchMaster.com
1-888-ETCHPRO